

Analysis of Building Construction Spend ~ South West Region ~

Sources:

- 1- SW region questionnaire returns
- 2- Schools capital allocations: 2008-09 to 2010-11
- 3 – Pro-rata estimates by organisation type

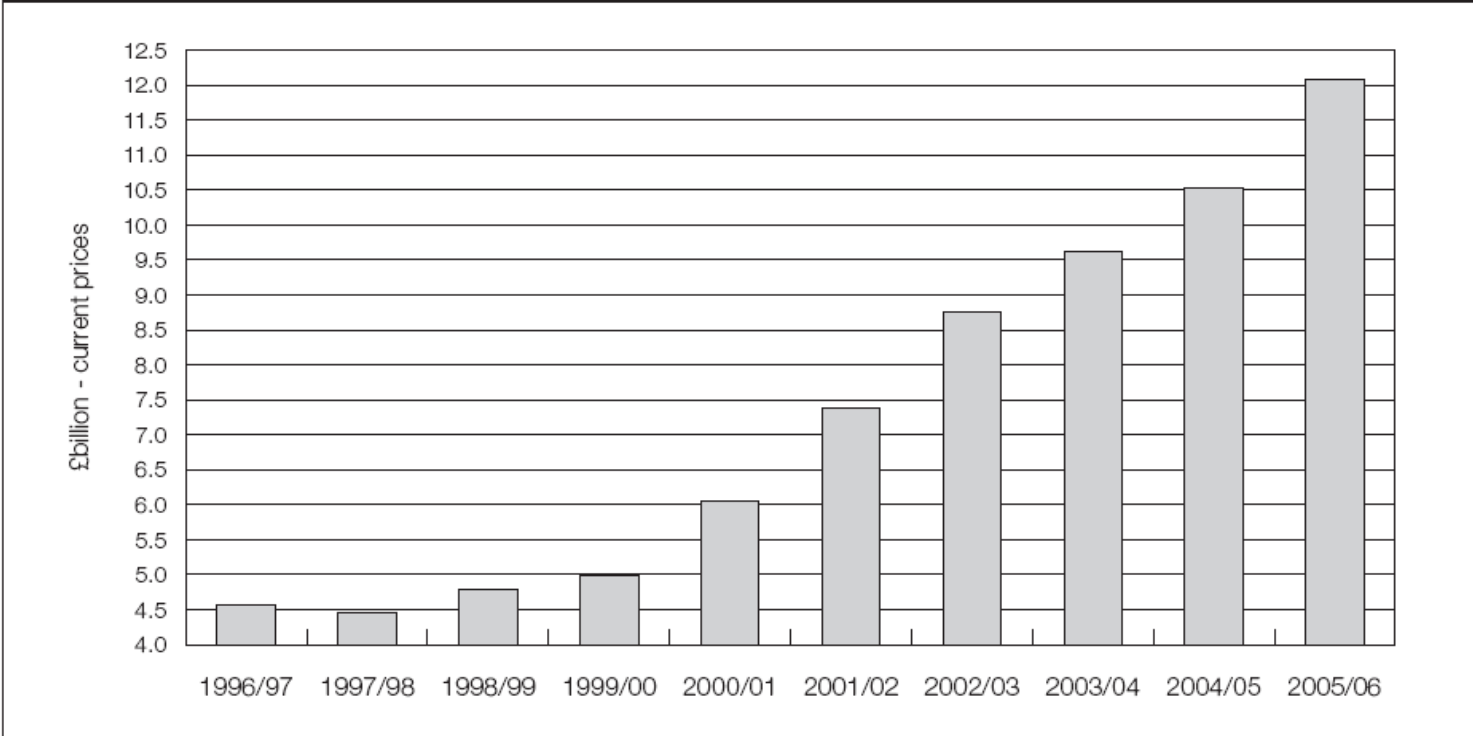
Justin Bennetts, Devon County Council

*A Building Construction Framework available
to public bodies throughout the South West*

SW Building Construction Frameworks



Figure 9.1 English Local Authority capital expenditure on construction, conversion and renovation



Source: Communities and Local Government – Capital Outturn Returns (COR 1/2)
Contact: Julian Baldwin 020 7944 4072

A Building Construction Framework available to public bodies throughout the South West

Schools Capital Allocations £: 2008-09 to 2010-11

"The Government has a commitment to create school buildings that are fit for 21st-century teaching and learning and are at the heart of their communities. £21.7 billion will be invested nationally in schools capital and ICT between 2008 and 2011."

"Detailed capital allocations for individual local authority areas are available to show report statements which detail the capital allocations by programme for an individual local authority area for each of the financial years 2008-9, 2009-10 and 2010-11."

Source: Department for Children, Schools and Families
URL: www.teachernet.gov.uk

SW Schools Capital £ Allocations 2008-09 to 2010-11

Organisation	Three year Programme	Organisation	Three year Programme
County 1	£121,687,000	Unitary 3	£51,699,000
County 2	£117,838,000	Unitary 4	£50,749,000
County 3	£91,467,000	Unitary 5	£41,493,000
County 4	£85,642,000	Unitary 6	£38,280,000
County 5	£80,660,000	Unitary 7	£37,405,000
County 6	£64,589,000	Unitary 8	£24,310,000
Unitary 1	£68,110,000	Unitary 9	£23,323,000
Unitary 2	£56,340,000	Total	£953,592,000

Source: Department for Children, Schools and Families

A Building Construction Framework available to public bodies throughout the South West

SW Building Construction Frameworks

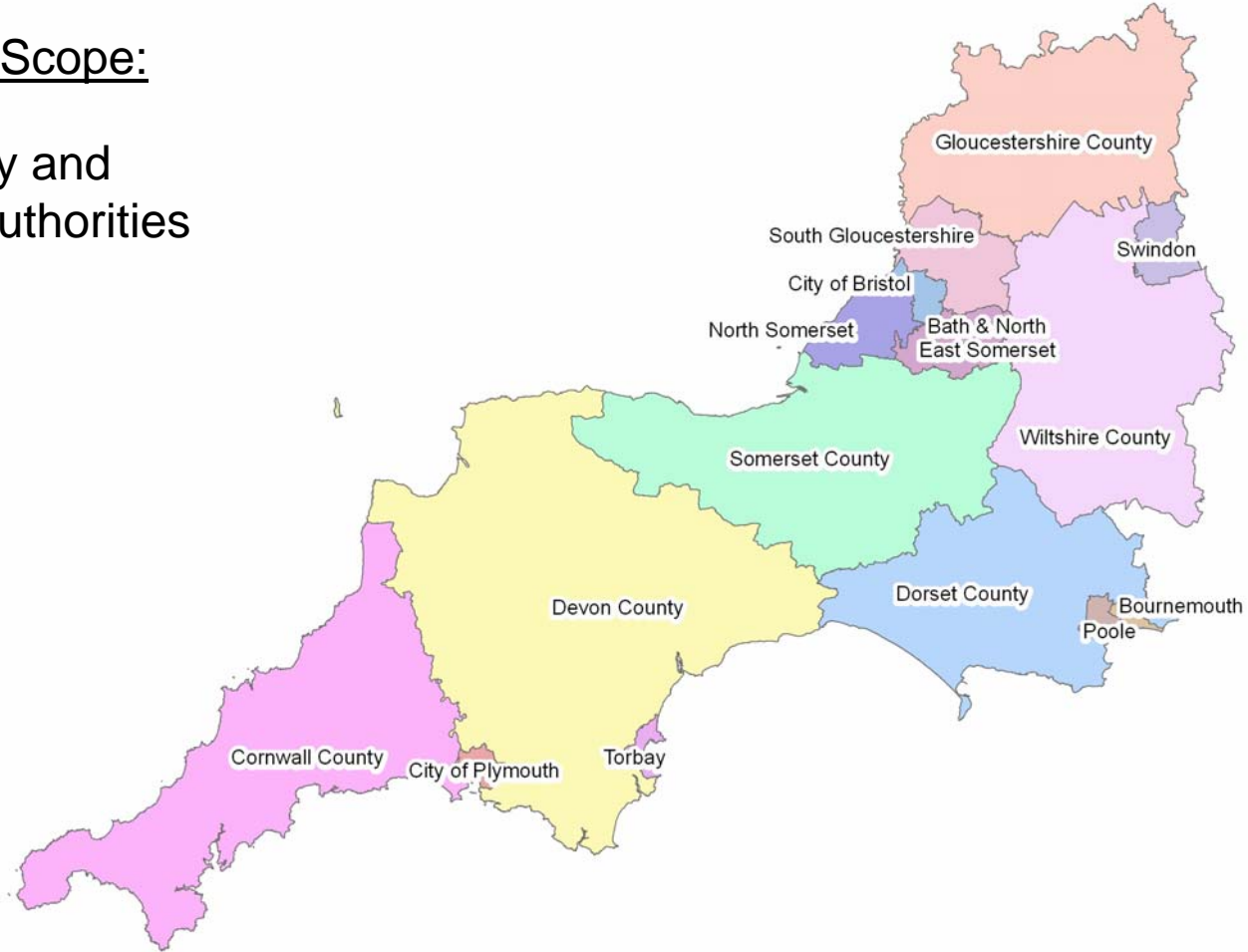


LIFT SW Partnership



Potential Scope:

15 County and Unitary Authorities



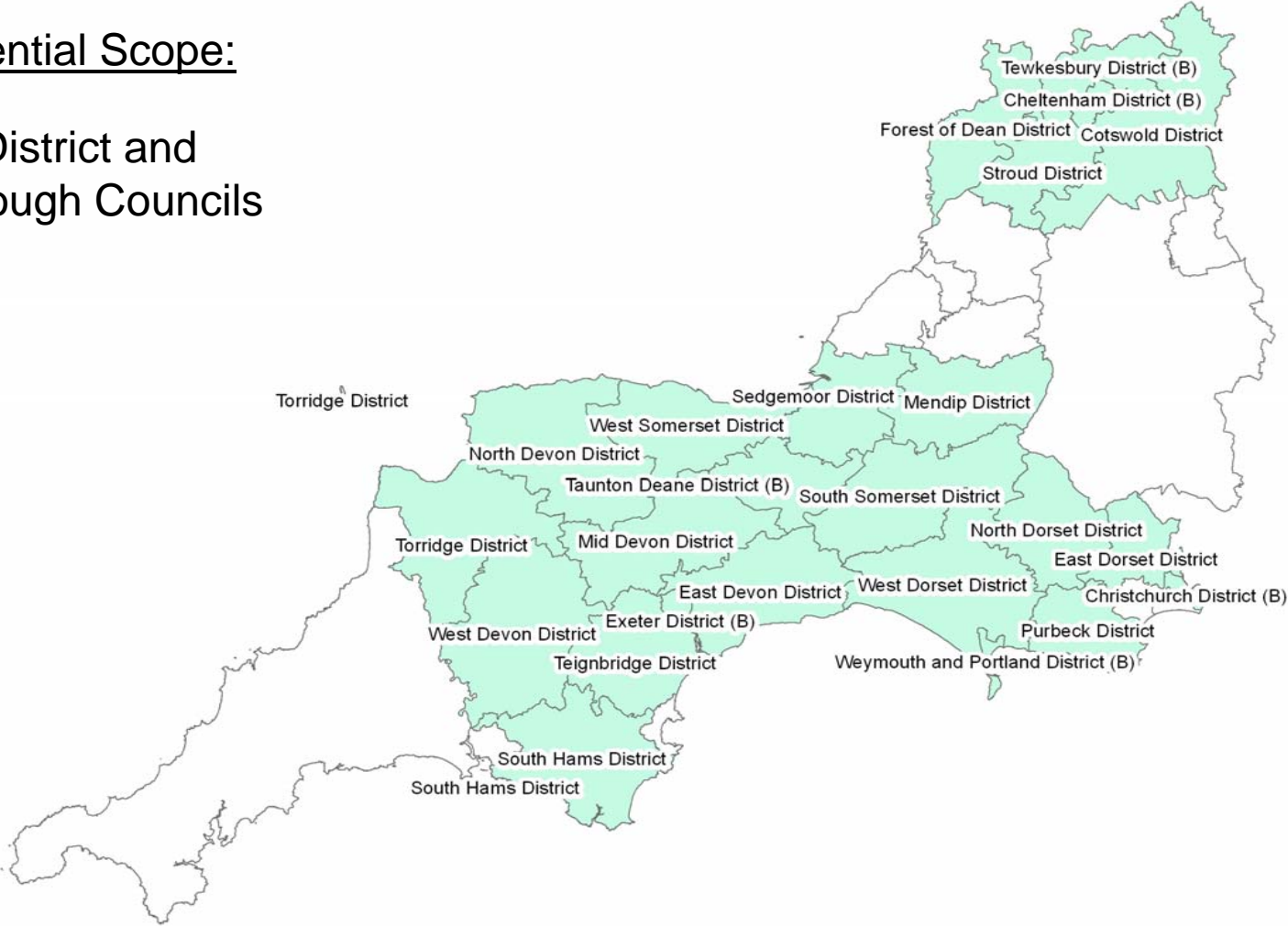
A Building Construction Framework available to public bodies throughout the South West

SW Building Construction Frameworks



Potential Scope:

24 District and Borough Councils



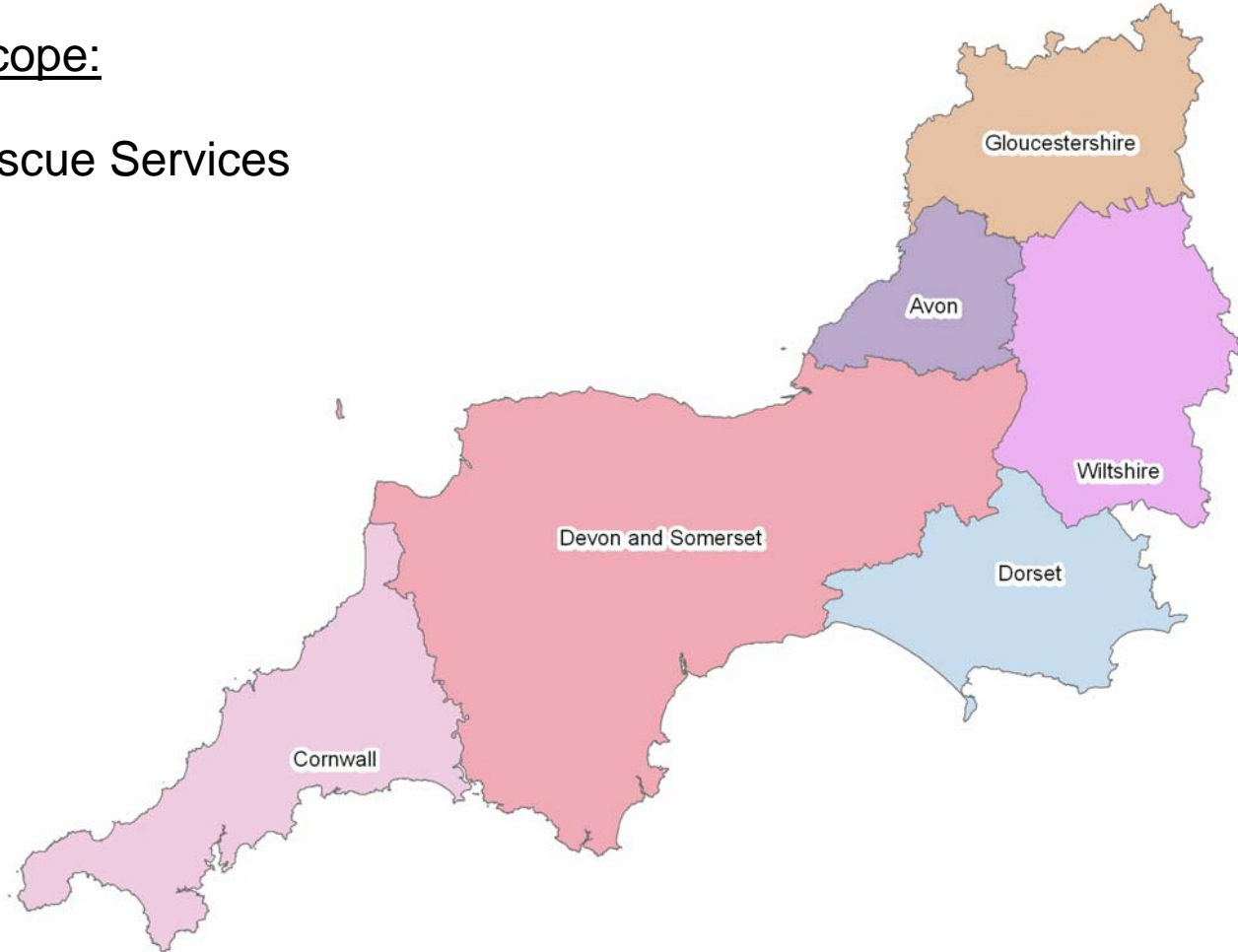
A Building Construction Framework available to public bodies throughout the South West

SW Building Construction Frameworks



Potential Scope:

6 Fire & Rescue Services



A Building Construction Framework available to public bodies throughout the South West

SW Building Construction Frameworks

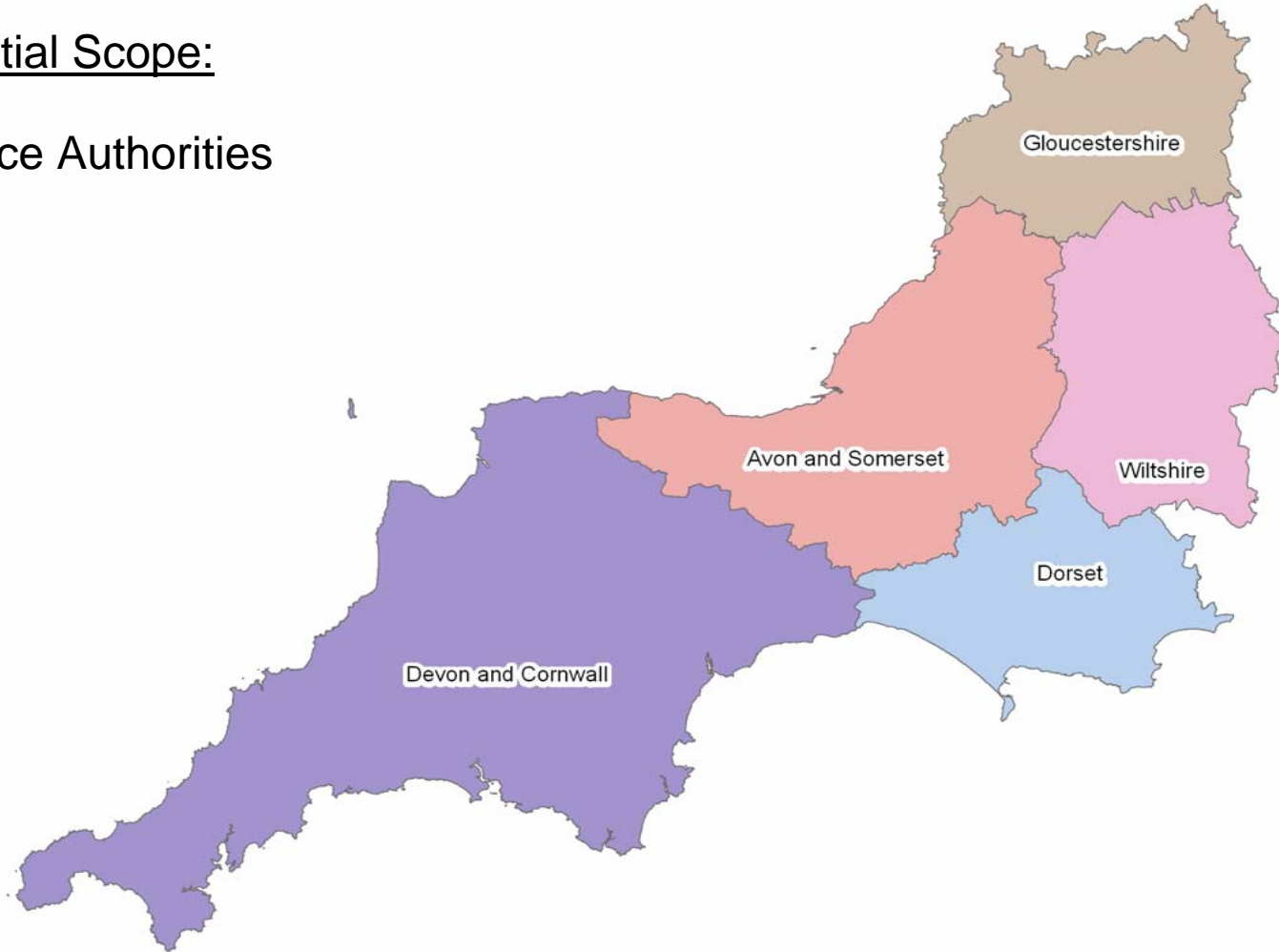


LIFT SW
Partnership



Potential Scope:

5 Police Authorities



A Building Construction Framework available to public bodies throughout the South West

Potential Scope: Additional Organisations

- Universities
- Further Education Colleges
- Health Authorities
- Other Public Bodies ?

South West Public Body Spend: Questionnaire Responses – thank you

Organisation Type	Response / numbers	Average annual £	Average four / year programme £
Unitary Council	6	£20m - £40m	£120m
County Council	3	£20m - £40m	£120m
Police Authority	1	£15m - £20m	£70m
Higher Education	1	£10m - £20m	£60m
Fire & Rescue	2	£5m - £10m	£30m

Total: 13

Source:

SWBCF Questionnaire returns

Capital Programme - All South West Organisations

Organisation Type	Number in SW Region	Total One year £ Programme	Four year £ Programme*
Unitary Authority ^{1, 2}	10	£192,000,000	£699,772,000
County Council ^{1,2}	6	£152,450,000	£502,358,000
Police Authority ^{1,3}	5	£67,500,000	£270,000,000
Fire & Rescue ^{1,3}	6	£31,250,000	£125,000,000
University & F.E. ^{1,3}	7 (tbc)	£45,000,000	£180,000,000
Total	33	£488,200,000	£1,777,130,000

Sources: (1) SW questionnaire returns; (2) *Schools programme, (contains 3 year data)*
(3) Estimate based on organisation type

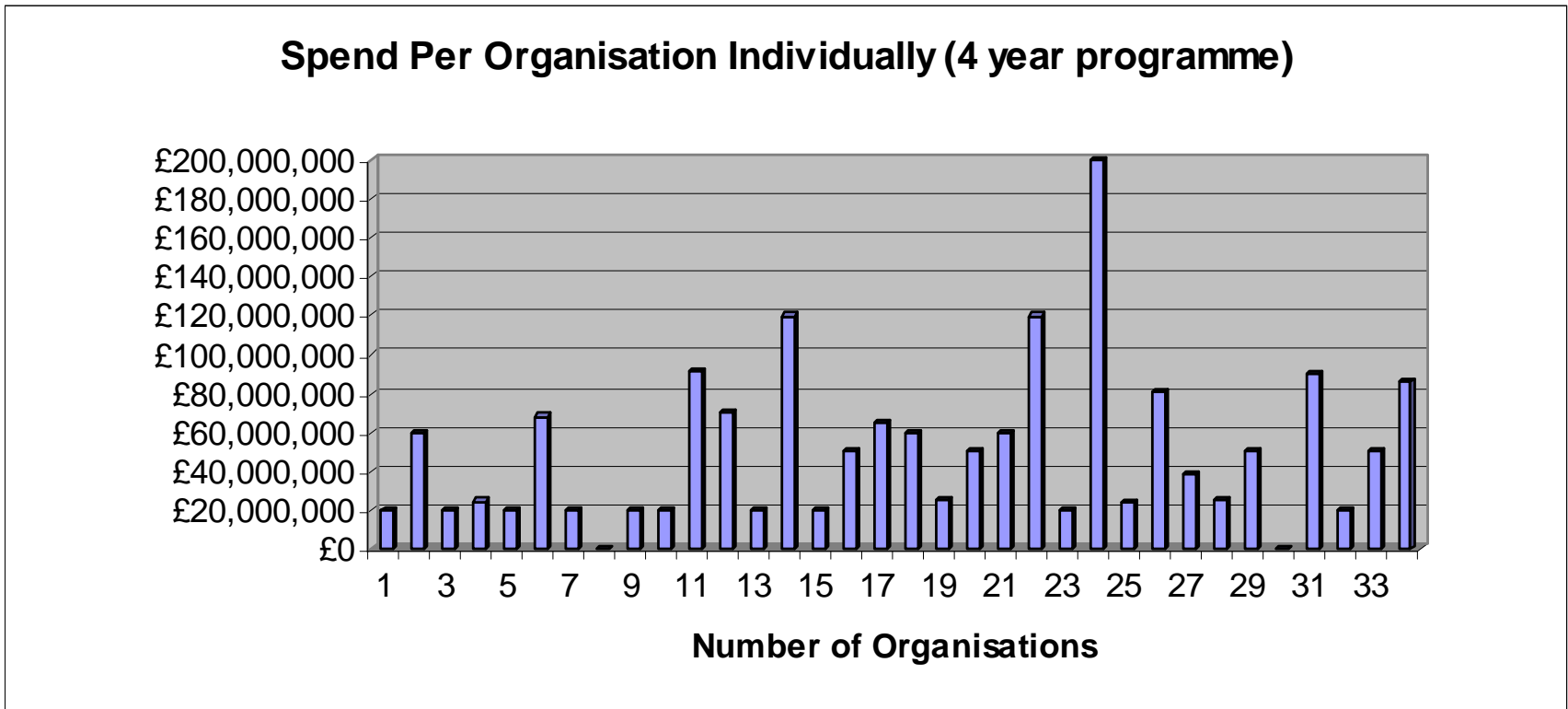
A Building Construction Framework available to public bodies throughout the South West

Spend Through Framework Based on Sample Percentage Uptakes

Total SW Capital Programme*	Percentage Regional Take-Up	Spend Through Framework
£1,777,130,000	20%	£355,426,000
	40%	£710,852,000
	60%	£1,066,278,000
	80%	£1,421,704,000

*Sources: (1) SW questionnaire returns; (2) Schools programme, (3 year data)
(3) Estimate based on organisation type

Capital Spend Per Public Body



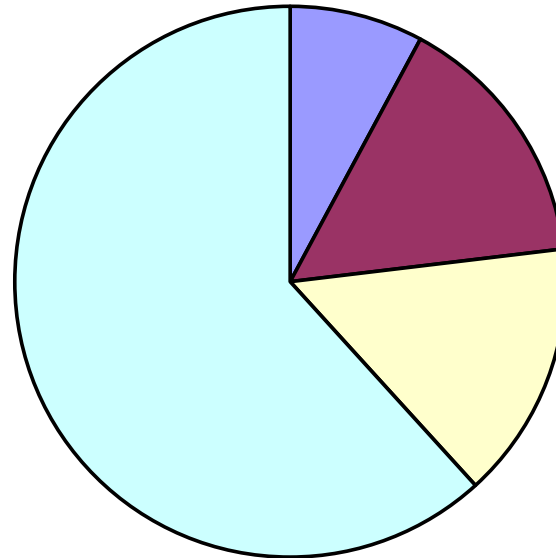
*Sources: (1) SW questionnaire returns; (2) Schools programme, (3 year data)
(3) Estimate based on organisation type

A Building Construction Framework available to public bodies throughout the South West

Existing Arrangements: Based on Questionnaire Sample

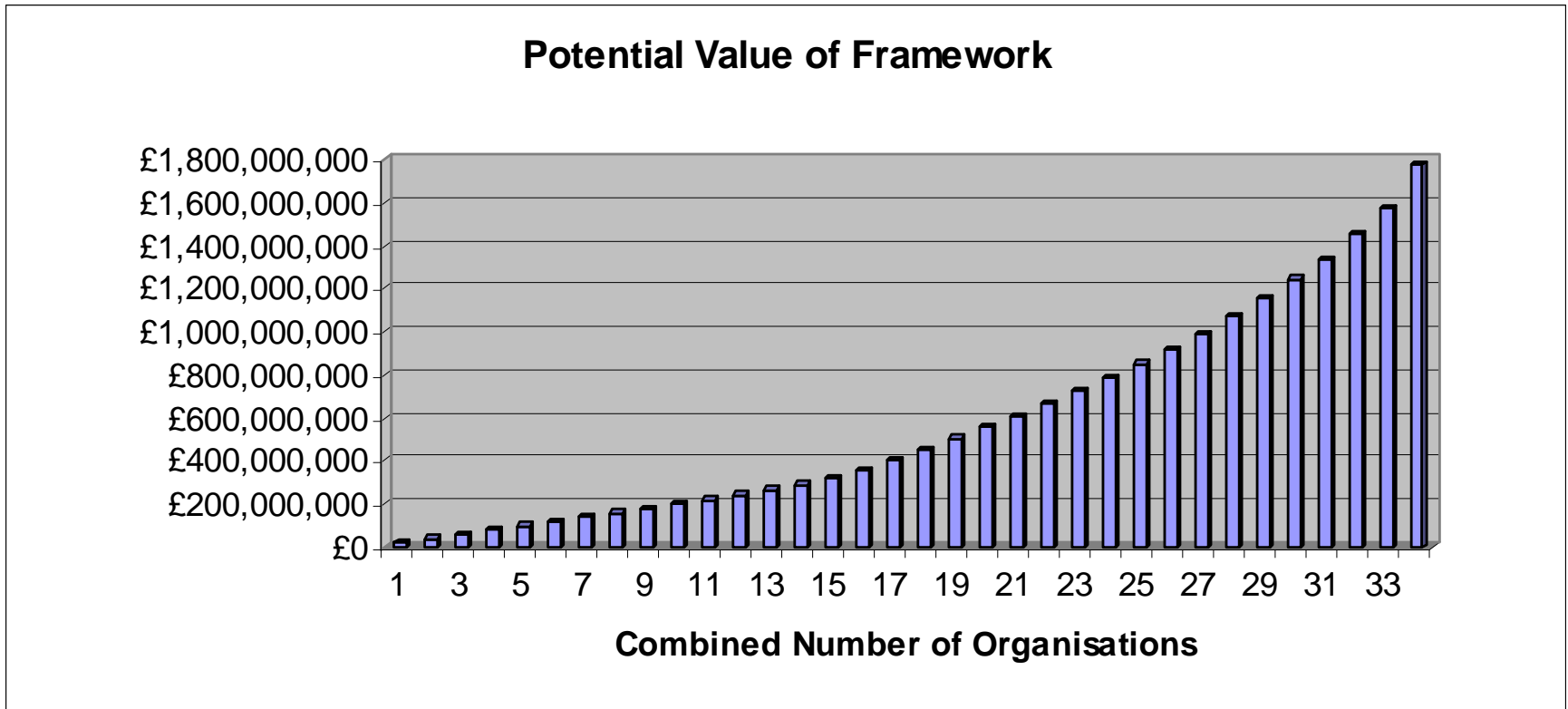
**Questionnaire Results -
Current Arrangements - 13 Organisations**

- Creating own framework (8%)
- Standing List (15%)
- Framework exists (15%)
- Individual tenders (62%)



***A Building Construction Framework available
to public bodies throughout the South West***

Potential Collective Capital Spend Through Framework



Sources: (1) SW questionnaire returns; (2) Schools programme, (3 year data)
(3) Estimate based on organisation type

*A Building Construction Framework available
to public bodies throughout the South West*

- Significant spend
- Diverse current arrangements
- Economies (& Diseconomies) of scale
- Mirror arrangements in other regions
- Proven Framework model(s)
- Efficiency and certainty
- Commercially attractive